



The SPIRIT | Official Newsletter of I.B.M. Ring 1

February 2012
Volume 12, Issue 2

February 1st: Member Lectures

The February meeting will be one of teaching and learning. We have several members lined up who have lectures that will share with us the best part of their lectures. Also there will be others that will just be imparting their magical wisdom to you. You will learn not only effects but also how to build your business in magic.

This is one meeting you will not want to miss.

The agenda for the Dec 7th meeting is as follows:

- 6:30pm Magic 101 – Heads or Tails?
- 7 pm Break
- 7:15pm Regular meeting begins / Announcements
- 7:25 Member Lectures

Dues Are Due

Yes, it is that time of year again when the local dues of \$15 are due again. Only \$12.50 for the second person in your house hold. You have received notices from Secretary, Alan Zibits. If you have not paid yet, please go to www.IBMRing1.com and click on the dues selection on the right side of the screen or bring your payment to the Jan 5th meeting or lastly, send you payment to Treasurer, Sandy Weis at 1755 Elkins, St Louis, MO 63136. If any of your information, phone numbers or emails etc. have changed. Please let us know so Alan can keep the roster up to date.

Inside this issue:

Meeting Update	1
Dues Info	1
Elections	1
For Sale	1
President's Message	2
Project Magic	2
Magic 101	2
Ring Report	3
Schedule of Events	3
Event	3
History	4-5
Spring Parade	6
JDRF Info	
Scrapbook	7
Meeting Info	8
This Just In	8

Elections to Be Held In March

Ring 1 elections are slated for the month of March, 2012 will be an exciting year. We will be forming a nominating committee to compile a slate of officers. If you have any interest in running for an office or as a member of the board, you may contact Terry Richison or Mike Niehaus and let them know. They will pass it on to the nominating committee once formed. This is your chance to be involved.

Do You Have Something To Sell Or Trade?

All members in good standing can advertise your item free. Just include a picture and description of your item along with your contact info to. steve@magiconthemenue.com

FOR SALE: Daryl's Fooler Doolers 3 Volume DVD set – Brand New! New each volume cost \$30.00. No you can pick these up for half price! Each Volume for only \$15.00. Contact Tom Westerheide at 618-233-4329

Tom will autograph them if you really want him too.

President's Message

By Terry Richison magictwr@charter.net

The New Year is in full swing with a lot of new and exciting things happening in the I.B.M. I just got back from the Mid-Year Board meeting where there were several new ideas put into motion. Although I can't tell you all of them quite yet there is one that will be quite exciting for our members. How would you like to receive a free one year I.B.M. membership? You could! All you have to do is sign up three new members or inactive members that have been inactive for more than three years! Pretty simple! Ask me for all the details. We need to try to make Ring 1 the biggest Ring in the U.S.A.!

We have several opportunities for people to help with the Spring Parade of Magic. Our club is built on volunteerism. If everyone does a little then no one has to do a lot. So contact Mike Niehaus or myself if you would like to help.

Project Magic: Spreading Smiles with Magic

By Mike Hindrichs magicbymike@att.net

If you don't see your name on the Performer's Schedule please call or email me right away. I must have forgotten to add you to the list. I know a great magician like you would never want to miss such a fun and rewarding opportunity like this. Don't wait too long or all of the really good months will be filled.

2012 Performers Schedule

Jan. Dan Todd
 Feb. Alan Zibits
 Mar. Larry Lucy,
 Steve Barcellona
 Apr. Hal Schaef, Don Rataj

May Dan Todd,
 Gene Schaefer
 June **YOUR NAME HERE**
 July Don Rataj
 Aug. **YOUR NAME HERE**
 Sept. Gene Schaefer
 Oct. OPEN
 NOV. Ken Trokey
 Dec. Mike Hindrichs

**"No man is so tall, as when he
 stoops to help a child"**

Abraham Lincoln

Magic 101 February: Heads or Tails?

By Mike Hindrichs magicbymike@att.net

January's Magic 101 meeting was great, everyone shared their favorite way to force a card. Almost every force taught, lead to someone else having an alternative handling or subtlety for that same force. I am constantly amazed at how many different ways there are to force a card. There does not seem to be one method that works in every situation. The highlight of the class was Hal

Schaefer's super smooth classic force, I think it was one of the best I have ever seen.

February's class theme is coin magic. I would like to stay with our new format of everyone either sharing a trick or coin sleight.

See you at 6:30 and don't forget to bring some coins.

2012 Class Schedule:

Jan. May the Force be with you
 Feb. Heads or Tails
 Mar. The Royal Road Less Taken
 Apr. Brain Freeze
 May Shuffle, Cut, Repeat
 June Scam School
 July No Meeting
 Aug. Slightly Easier
 Sept. String Theory
 Oct. Monsters of Magic
 Nov. Pick a Packet
 Dec. Tarbell's Treasures

IBM Ring 1: January 2012 Ring Report

By Sandy Weis sweis@psdr3.org

The theme of Magic 101 was "May the Force Be with You." Mike Hindrichs led the group and encouraged the participants to perform their favorite card force. Some of the forces shared were Hindu, Equivoque, Classic, Riffle, Cross Cut, and Hofzinsler. Participants even shared forces one should never use. Steve Barcelona shared an important hint—deciding what force to use also depends on the situation. Also, another important hint is that any force will work as long as it works for the magician. Even the most advanced magicians learned something about forces from the other magicians during Magic 101.

Terry Richison, the president, led the regular meeting. He reminded members that they needed to pay their yearly dues. There will be a lecture on January 16 by Chris Randall at the Hilton Airport. Chris Randall is considered one of the top sleight of hand artists in the world. He has appeared in Las Vegas regularly and is now traveling throughout the world sharing his talents. A committee has been appointed which will decide who will perform at the Ring's upcoming Spring Shows. Also there will be a show in Bethalto in April at the PBC Theatre, owned by Ring 1 member Charlie Myers and his wife. If anyone is interested in performing, please contact Terry. Mike Hindrichs shared that he is still looking for volunteers to perform at Shriner's Hospital for Project Magic. Each month, members perform at the hospital and there are still a few slots open.

After the break, the annual Poker Run began. There were five magicians who volunteered, and each group rotated around the room so they could learn from all five magicians. The five magicians were Steve Barcellona, Larry Minth, Terry Richison, Tom Westerheide, and Steve Zuehlke. All five planned interesting magic to teach the group. The participants left with handouts telling how to perform the magic. Therefore, members did not have to take notes. Larry shared a spelling trick and also a rubber band trick. Steve shared several including the Rubber Bandit and an ESP trick. Tom shared a card trick and also the Haunted Handkerchiefs trick. Steve Z. shared three easy card tricks which included the Mephisto Card Clock and the Master Mental Miracle... Terry R. shared several easy tricks which included the Ten Card Trick and a Penny, Nickel, dime trick. The members thoroughly enjoyed the evening's agenda. In fact, the facility had to remind us that we needed to leave since the building was closing.

The Ring's Board meets monthly and plans the agenda for future meetings. The Ring welcomes visitors to its monthly meetings. The meetings are always fun and informative.

Schedule of Events 2011 – 2012

Aug 3th – Ice Cream Social
Sept 7th – What did you get at the Jubilee
Oct 5th – Diamond Jim Tyler Lecture
Nov 2rd – Turkey night headed by Al Zibits
Dec 7st – Holiday Party, White Elephant, Holiday Magic
Jan 4th – 4 Corner Poker Run
Jan 16th – Chris Randall Lecture
Feb 1st – Member Lecture
Feb 18th – Parade of Magic
Mar 7nd – Close Up Contest
Apr 4th – Kid Show Magic
May 2nd – Movie Night
June 6st – TBA
July – NO MEETING

PBC Theatre in Bethalto Welcomes Ring 1

The PBC Old Vaudeville Theatre will once again feature a I.B.M. Ring1 Magic and Comedy show. This is an I.B.M. Ring 1 fundraiser. The Ring will be getting half of the proceeds from the door. There are only 125 seats available. Charlie Myers has said many times that his patrons keep asking when we will be returning with another great show. Tom Westerheide will be heading up the public suspense by delivering a sealed box to the Mayor of Bethalto who will keep it on display for the entire town to see. What is inside, Tom will not reveal but what he did say would be that it would drive the audience wild. Make sure you are there to see the grand revealing. Also on the bill will be Terry Richison and Mike Niehaus. If you have any interest in performing Please let Terry Richison know as there is a couple of spots not yet filled. You can reach Terry at terryrich@charter.net or call 314-791-9108.

From the Magic Past

By Don Rataj, Ring 1 Historian

donrataj@rkai.net

A few of you might remember that before long Gene Devoe operated the magic shop in Downtown St. Louis another Magician named William Lindhorst opened the Magic Den.

This magic den moved several time while Downtown, and was later moved to Maplewood by John Mendoza.

Here is an example of how the magic catalog looked, and that you could get magician wax for 35 cents.

I still remember going into Gene Devoe's magic den and buying a gimmicked magic sliding dice trick (which I still have in my collection)!

Silks - Ropes - Books
Rings - Cards
Magical Apparatus
 Everything the Magician Needs

EXCLUSIVE

LINDHORST The Famous **MAGICIANS**
MAGIC DEN
 612 Pine Street (1) St. Louis Mo.

Tarbell
 COURSE IN MAGIC

LIQUID APPEAR



An absolutely EMPTY glass is shown, then it is placed into the "magic" can. A cover is placed over the can. You say a few "magic" words, remove the cover, take out the glass, and ITS FILLED TO THE TOP with milk (or coca cola, beer, etc.) You can then pour the liquid from the glass. The can may be passed out for examination. No skill required. You will enjoy doing this trick! Everything finished, except the milk. \$3.00

PEEK DECK



One of the cleverest trick decks we have ever seen. Show the cards all to be different, then shuffle them fairly. With the backs towards you, have a spectator peek at any card in the deck. You INSTANTLY name the card and this may be repeated any number of times. Another trick: 3 different spectators each seek at a different card. In an instant you can PROVE that the cards they each saw have VANISHED from the deck! Absolutely no skill required. We recommend this deck highly. Several other startling effects included. \$2.00


CHINESE LINKING RINGS



A trick that has puzzled audiences down through the ages and will continue to be one of the most popular and beloved tricks. Steel rings shown to be solid, are linked and unlinked under the very eyes of the spectators. Various designs may be formed, all linked together and all finally released. A real mystery presentation. Instructions included.

Set of eight 5 inch rings \$3.00
Set of eight 8 inch rings \$4.00


ANTI-GRAVICO



A spectacular mystifier! Borrowed bottle full of water is held UPSIDE DOWN. Pencils and matches are pushed up into water... but water does not pour out! Greatest gravity defying trick ever invented! You can do it anywhere! No skill required! \$1.00


Accessories

No. 1-BILLIARD BALL HOLDER



To be pinned under the coat. Will hold an egg, billiard ball, a rolled up silk, etc., safely. Yet, the object drops into the hand easily and quickly when desired. Indispensable in the multiplying billiard ball trick. Have the holder pinned under right side of coat, show right hand empty, turn left side to audience. Then, while showing left hand empty, right hand steals the object from holder. Turn right side to audience, reach out and produce object at the finger tips. Postpaid \$60

No. 2-CELLULOID EGG (with hole)




Made of opaque plastic. A perfect imitation of a genuine egg. Use it for the "Silk to Egg Trick." Complete directions included. EFFECT: A silk handkerchief is changed into an egg. You pretend to let the audience in on the secret by showing them that the egg has a hole in it. Then explain just how it is done, while going thru all the moves of poking the handkerchief into the egg. But, to the audience's amazement you finish with a genuine egg which is broken. Egg and instructions. Postpaid \$1.25

No. 3-CELLULOID EGG (without hole)


For egg bag trick, etc. Postpaid \$1.25

No. 4-COIN HOLDER




This holder, holds six half dollars or palming coins. It can also be adjusted to hold dollar size coins. The holder is pinned under the coat. There is absolutely no danger of coins dropping out prematurely. The coins are grasped by two fingers and come out of holder instantly in the correct position for producing via the thumb palm. Use it in the miser's dream or be ready to pick coins out of the air at any time. This holder is the finest made. Postpaid \$1.00

No. 5-FANNING POWDER




Sprinkle some of this powder on your deck to make it fan easy. Absolutely necessary in making beautiful card fans. Even a new deck should be treated with this powder. Old decks can be brought back to life with just a few sprinkles of the fanning powder. Put up in shaker type container. Enough to last for years in each shaker. Postpaid 35c

No. 6-MAGICIANS' WAX



Useful in rising card tricks, sticking two cards together temporarily, etc. Our wax comes off cleanly, yet has extra good adhesive qualities. Try a dab on your finger nail when performing the "Wandering Coin Trick." It picks up the coin nicely. Our wax is the finest that can be made. It is the result of many years of experimenting. Will last indefinitely and is always of the right consistency. One half ounce tin. Postpaid 25c


No. 35-X-RAY DECK



Spectator selects a card from the deck, remembers it and returns it to deck. Although the selected card is completely buried in the deck, magician is able to name it. Spectator removes the card from the deck and selects another and returns it to the deck. Again magician names the card. JUST AS THOUGH THE MAGICIAN HAD X-RAY EYES. He is able to name the card. May be repeated as many times as desired. Deck and instructions, postpaid \$1.25


Club and Stage Tricks

No. 36-BILL IN LEMON




A lemon is handed out for examination. A dollar bill is borrowed and the serial number read off for later identification. The bill is wrapped in a handkerchief for another spectator to hold. The magician whisks the handkerchief away and the bill has disappeared. The lemon is cut open and the bill is found inside it. The serial number is read off and it proves to be the same number as before. This is the simplest method of performing this classic of magic. No skill required. Easy to do. Postpaid \$1.00

No. 37-CIGARET FROM NOWHERE




The magician goes thru all the motions of rolling a cigarette, without any tobacco or paper, and placing it in his mouth. Now a box of matches is removed from pocket and a match lit. The burning match is held up to the imaginary cigarette. The magician puffs and behold! he is smoking a real cigarette (King size). A well constructed piece of apparatus. Easy to do and a perfect way to produce the first cigarette in a cigarette catching act. Complete, postpaid with illustrated instructions 50c

No. 38-COLOR CARDS (Wrong & Wrong Again)




Three giant size cards (6x9 inches). One red, one green, and one black. The audience is asked to remember the colors. The three cards are now wrapped in a magazine cover. First the green card is removed and shown on both sides. Next, the black card is removed and shown on both sides. The audience is asked to name the color of the remaining card. They all shout "RED." You remove the card, and it is not red, but printed on it, is the word "WRONG." The cover is shown empty and tossed away. They all shout: "TURN IT OVER," and when you do, on the other side it reads, "WRONG AGAIN." Postpaid \$1.50

No. 39-DEVIL STICKS




Two sticks, a trifle over one inch square and 21 inches long, with decorative knobs on ends. Two cords run thru the sticks, one at either end. The audience selects one of the cords, and it is cut. THE CORD THEN BECOMES RESTORED. This is repeated several times. The cord is then removed from the sticks and passed out for examination. For a climax, the other cord is cut and passed out. These are the finest devil sticks made. Complete, sticks, cord, knife and instructions, postpaid \$6.00

No. 39a-ENCORE CIGAR




A cigar is produced from the air. A match is struck, but it fails to light. It is thrown on the floor (It's a nail) for a laugh. The cigar is grasped in both hands and from it, a silk is produced which reads, "GOOD NIGHT." All self contained. Fine comedy finish or good encore number. Postpaid \$2.50

No. 40-EZ ROPE TRICK




Here is the answer to those who want to learn how to do a cut and restored rope trick without any sleight of hand. A rope is cut and ends held far apart. The ends become joined together and the rope thrown out for examination. The closest scrutiny will not reveal where the rope was cut and how it became restored. Directions and supply of rope. Postpaid \$1.00

No. 41-FIRST CLASS PASSAGE (Stewart James)



Two gold colored wood rings are tied on a length of red ribbon. A spectator then holds the ends of the ribbon. A handkerchief is thrown over the center of the ribbon and a third ring is put under the handkerchief. The handkerchief is removed and the ring is seen to be on the ribbon, encircling it. THE SPECTATOR HAS NEVER LET GO THE ENDS OF THE RIBBON. THE RING MAY BE THOROUGHLY EXAMINED. Only three rings used and these are freely shown. The ribbon is unprepared. Postpaid \$2.00

No. 42-FOXY WRIST TIE



Two spectators bind and tie the magician's wrists with a six foot length of ordinary rope. They are tightly tied, with a cloth. A cloth is thrown over magician's wrists and IN LESS THAN 3 SECONDS, he makes his escape. Has great comedy possibilities. Magician asks if they did their best to tie him tightly. When they say "Yes," he reaches a hand from under cloth to shake hands. Has fooled every magician it was shown to. Directions and rope, postpaid \$1.00

No. 43-GOGO VANISHER (Stewart James)



Gogo is an 18 inch square of cloth. Lay Gogo over a ball, egg or similar object, whisk Gogo away and the object is gone. The object may be held by a spectator, or by you, or vanished from a table. GOGO IS DROPPED OVER THE OBJECT, TAKEN AWAY AND THE OBJECT IS GONE!! Spectator holds a coin that is covered with Gogo. (Only one thickness of cloth.) He lets go, Gogo is whisked away and the coin is gone. Vanish one object right after the other. No sticky stuff. No magnets. No threads, etc. Postpaid \$2.00

Spring Parade of Magic is Coming Soon

I.B.M. Ring 1 will present the Spring Parade of Magic on Saturday afternoon and evening, February 18, 2012, at the Kirkwood Community Center Theater at 2:00 pm and 7:30 pm and Sunday April 29, 2012 at the Florissant Civic Center Theatre at 2pm.

We are still looking for people to help at the front of the house taking and selling tickets, performing close up in the lobby, working backstage and even performing. We need everyone to pitch in and help. Even if you can't be there for all three shows, every little bit of help is appreciated. We will be sending a flyer to everyone to put up at work, pass around to your neighbors and spread the word. It would be nice to see all of our members there at, at least one of the shows. This is our big fundraiser of the year so let's all get behind it and make it a success.

Performers Needed for JDRF Event

By Steve Finkelstein

steve.finkelstein@experience-on-demand.com

The Juvenile Diabetes Research Foundation (JDRF) Family day is scheduled for Saturday, February 25th at the Millennium Hotel. This will be our 5th year supporting this wonderful cause. We continue to make a difference for the children and their families. We will be performing for about 200 children all affected by type 1 diabetes in some way. Below is the quote from the Special Event Coordinator, Ally Klein "Your partnership with the Juvenile Diabetes Research Foundation and the magicians who volunteer their time for this special group of children is *magic to me!*"

This year the schedule will be from 4:30 to 7:00PM. See the below:

Children Magic Shows (2 concurrent shows)	4:30 to 5:30
Magic Booth (teach in, close-up, walk around)	5:30 to 7:00

Below are the slots we need to fill:

Time Slots	Children 4 to 7	Children 8 to 13
4:15 to 4:30 Warm up the crowd	_____	_____
4:30 to 5:30 Stage	_____	_____
Leader for the groups above	_____	_____
5:30 to 7:00 Booth	_____	_____

Leaders for booth

Leader to get the magic for the teach-in at the booth.

Performers needed: We need 1 magician for each room to warm up the crowd.

A: We need 3 to 4 magicians/performers to perform 15 to 20 minute acts for the two groups of children. Please state your preference for the younger kids or older kids. Also, I will need a leader for each room to coordinate the times and the acts to be sure that two magicians are not performing the same tricks

B: We need 4 to 7 magicians/performers to man the booth: 2-3 to teach magic, 3 to 4 to do close-up and walk-around. Any type of entertainment is welcome – magicians, jugglers, clowns, balloon animals, etc. Also, we will need 2 leaders to help coordinate the booth – set up, tear down, schedule magicians, etc.

This is a great opportunity to make a difference and have fun. Even if you do not want to perform you can come to hang out with fellow magicians to watch and learn. Park free in the garage across the street and we will give you a validated parking ticket. There will be fun for all.

Contact Steve Finkelstein, 314 409 6869, if you have any questions or suggestions.

Thanks for your continued support.

Scrapbook: Fun Photos from JDRF



Bring A Friend To A Meeting

2011 – 2012 Officers

Officers

President:

Terry Richison 636-947-8097

Vice President:

Mike Niehaus 314-691-0507

Treasurer:

Sandy Wiese 314-524-7859

Secretary:

Al Zibits 636-273-9974

Sgt At Arms:

Al Zibits 636-273-9974

Board Members

Harry Monti 636-394-4191

Steve Barcellona 314-831-0310

Steve Levit 314-469-6339

Larry Minth 314-776-3836

Larry Skorepa 636-394-2968

Stay up to Date:

www.IBMRing1.com

For the latest info

International Brotherhood of Magicians

St. Louis Ring 1

Meetings are held the first Wednesday of each month at 6:30pm. (Except July) at the *Maryland Heights Community Center 2344 McKelvey Rd in Maryland Heights, MO 63043*. Unless noted in the schedule.

Meeting Agenda

6:30 Magic 101

7pm Announcements

7:15 Break

7:30 Meeting Theme

9pm Workshop / Social Time

Board Meetings held the 3rd Monday of the month. If you have something for the good of the club please contact one of the officers. All are welcome at the board meetings.

Directions

From the St Louis Airport:

Take I-70 West to I-270 South, Take the Dorsett Exit, Turn Right onto Dorsett, Turn Right onto McKelvey Hill Rd (McKelvey Hill turns into McKelvey Rd) Go ½ of a mile and the Maryland Heights Community Center is on the right.

From I-64(Hiway 40), I-44 or I-55:

Take I-64(Hiway 40), I-44 or I-55 West to I-270 and go north.

Take the Dorsett Exit, Turn Left onto Dorsett

Turn Right onto McKelvey Hill Rd (McKelvey Hill turns into McKelvey Rd)

Go ½ of a mile and the Maryland Heights Community Center is on the right.

This Just In...

Either You Get It or
You Don't

"DAMMIT, JIM!"

"I am a doctor, not a magician...I can't pull a rabbit out of my...wait a second I guess I am a magician!"

